

LED Einbauleuchte EBLT 250

LED recessed luminaire EBLT 250

LED Maschineneinbauleuchte mit 24V Betriebsspannung
LED recessed machine luminaire with 24V operating voltage

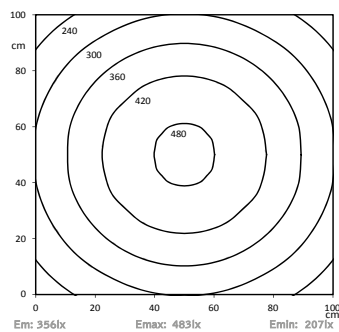


Einbauwandstärke: ≤ 10mm
Installation wall thickness: ≤ 10mm

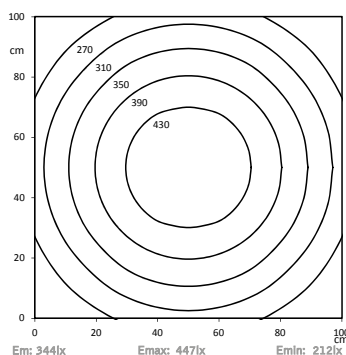
Lichtverteilung | Light distribution

Lichtpunkthöhe | Light source height: 100cm

PMMA diffus | PMMA diffuse



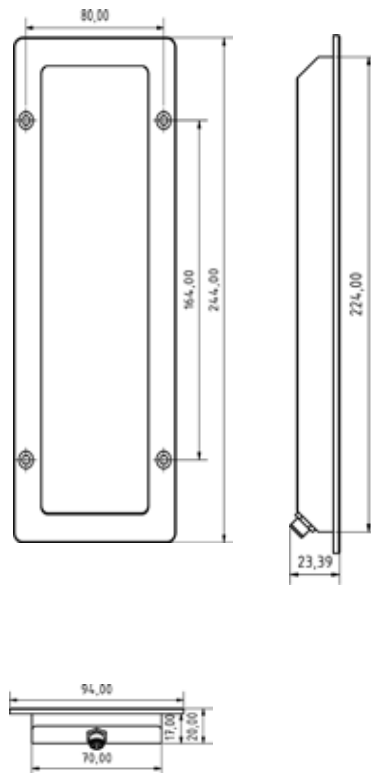
ESG diffus | Single-pane-safety glass clear



Dimensionierung | Dimensions

Maximaler Durchmesser |
Maximum diameter: Ø 8,8 mm

Senkkopfschraube |
Countersunk screw: 90°



Technische Daten | Technical data

Leistung:	12,5W
Power:	12,5W
Anschlusswert:	24V DC (-10%/+15%)
Connection value:	24V DC (-10%/+15%)
Anschluss	Steckverbinder M8 4pol. A codiert
Connection type:	connector M8 4pol. A coded
Gehäuse:	Aluminium eloxiert
Housing:	Anodised aluminium
Schutzart:	IP67
Protection rating:	IP67
Schutzklasse:	III
Protection class:	III
Abdeckung:	PMMA diffus oder ESG diffus
Cover	PMMA diffuse, safety glass diffuse
Farbtreue:	Ra / CRI ≥ 80
Colour rendering:	Ra / CRI ≥ 80
Lebensdauer:	min. 60 000h
Service life:	min. 60 000h
Max. Umgebungstemperatur:	-20°C / +45°C
Max. ambient temperature:	-20°C / +45°C
Optik:	120° Optik
Optics:	120° optics
Belegung:	1 = DC (+) br br
Pin assignment	2 = Eco (DC+) ws wh
	3 = DC (-) bl bl
	4 = NC

Normen / Approbationen Standards / approvals

DIN EN 55015 (EMV)
DIN EN 61547 (EMV)
DIN EN 60598-1
DIN EN 62471



Nomenklatur Nomenclature	Katalognr. Catalogue no.	Abdeckung Cover	Anschluss Connection type	Lichtstrom Luminous flux	Lichtfarbe Light temp.
LED EBLT 250 PMMA _d -M8-57	15070254	PMMA diffus PMMA diffuse	M8 Steckverbinder M8 connector 4pol.	ca. 1608 lm	5.700K
LED EBLT 250 ESG _d -M8-57	15070255	ESG diffus safety glass diffuse	M8 Steckverbinder M8 connector 4pol.	ca. 1608 lm	5.700K
LED EBLT 250 PMMA _d -M8-40	15070260	PMMA diffus PMMA diffuse	M8 Steckverbinder M8 connector 4pol.	ca. 1608 lm	4.000K
LED EBLT 250 ESG _d -M8-40	15070261	ESG diffus safety glass diffuse	M8 Steckverbinder M8 connector 4pol.	ca. 1608 lm	4.000K*

Technische Änderungen vorbehalten. Lichtstrom und Lichtfarbe können variieren.
Subject to technical changes. The luminous flux and colour temperature may vary.

LED Einbauleuchte EBLT 450

LED recessed luminaire EBLT 450

LED Maschineneinbauleuchte mit 24V Betriebsspannung
LED recessed luminaire with 24V operating voltage

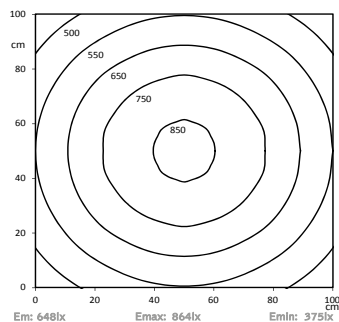


Einbauwandstärke: ≤ 10mm
Installation wall thickness: ≤ 10mm

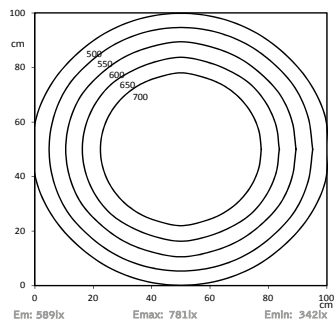
Lichtverteilung | Light distribution

Lichtpunkthöhe | Light source height: 100cm

PMMA diffus | PMMA diffuse



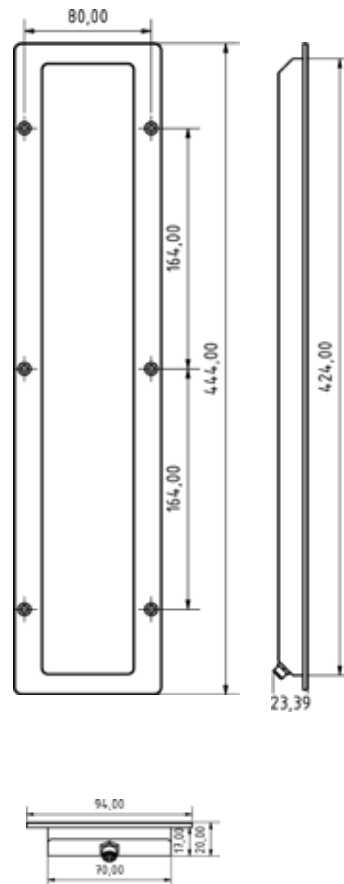
ESG diffus | Single-pane-safety glass clear



Dimensionierung | Dimensions

Maximaler Durchmesser |
Maximum diameter: Ø 8,8 mm

Senkkopfschraube |
Countersunk screw: 90°



Technische Daten | Technical data

Leistung: Power:	25W 25W
Anschlusswert: Connection value:	24V DC (-10%/+15%) 24V DC (-10%/+15%)
Anschluss Connection type:	Steckverbinder M8 4pol. A codiert connector M8 4pol. A coded
Gehäuse: Housing:	Aluminium eloxiert Anodised aluminium
Schutzart: Protection rating:	IP67 IP67
Schutzklasse: Protection class:	III III
Abdeckung: Cover	PMMA diffus oder ESG diffus PMMA diffuse, pane safety glass diffuse
Farbtreue: Colour rendering:	Ra / CRI ≥ 80 Ra / CRI ≥ 80
Lebensdauer: Service life:	min. 60 000h min. 60 000h
Lichtstrom: Luminous flux:	ca. 1608 lm Approx. 1608 lm
Max. Umgebungstemperatur: Max. ambient temperature:	-20°C / +45°C -20°C / +45°C
Optik: Optics:	120° Optik 120° optics
Belegung: Pin assignment	1 = DC (+) br br 2 = Eco (DC+) ws wh 3 = DC (-) bl bl 4 = NC

Normen / Approbationen Standards / Approvals

DIN EN 55015 (EMV)
DIN EN 61547 (EMV)
DIN EN 60598-1
DIN EN 62471



Nomenklatur Nomenclature	Katalognr. Catalogue no.	Abdeckung Cover	Anschluss Connection type	Lichtstrom Luminous flux	Lichtfarbe Light temp.
LED EBLT 450 PMMA _d -M8-57	15070266	PMMA diffus PMMA diffuse	M8 Steckverbinder M8 connector 4pol.	ca. 3216 lm	5.700K
LED EBLT 450 ESG _d -M8-57	15070267	ESG diffus safety glass diffuse	M8 Steckverbinder M8 connector 4pol.	ca. 3216 lm	5.700K
LED EBLT 450 PMMA _d -M8-40	15070272	PMMA diffus PMMA diffuse	M8 Steckverbinder M8 connector 4pol.	ca. 3216 lm	4.000K
LED EBLT 450 ESG _d -M8-40	15070273	ESG diffus safety glass diffuse	M8 Steckverbinder M8 connector 4pol.	ca. 3216 lm	4.000K*

Technische Änderungen vorbehalten. Lichtstrom und Lichtfarbe können variieren.
Subject to technical changes. The luminous flux and colour temperature may vary.